


**Seinäjoki**


## **City of Seinäjoki**

### **Terrace guidelines for restaurants and cafés**



## Contents

1. INTRODUCTION.....	1
2. GENERAL REQUIREMENTS FOR TERRACES.....	1
2.1 Terrace size and accessibility.....	2
2.2 Borders and equipment of the terrace area .....	4
2.3 Serving of alcohol in the terrace area.....	4
2.4 Advertising and lighting in the terrace area .....	4
2.5 Surroundings and maintenance of the terrace area .....	5
2.6 Construction and disassembly of the terrace area.....	6
2.7 Year-round terraces .....	7
2.8 Terraces during events in the winter season .....	7
2.9 Laws and regulations on terraces .....	7
3. CONTACT INFORMATION .....	8



## 1. Introduction



Figure 1, A sunny coffee moment in the city of Seinäjoki.

Terraces make the streets and the whole city more lively. They are usually located in public areas. As such, common guidelines are needed to ensure that urban spaces are safe and functional and the terrace solutions are suitable for the cityscape. In these guidelines, a terrace refers to a furnished outdoor serving area, located in front of café or restaurant premises, that has a functional connection to the premises in question.

The use of a public area is permitted if the area remains safe and accessible, the terrace furniture is suitable for the cityscape, and the activities do not cause unreasonable noise or other environmental disturbances. In addition, the property owner's consent is required. The terraces must be built with lightweight structures and furniture suitable for the cityscape, and the terrace must not form a closed additional space.

A **café or restaurant operator** is entitled to place a terrace in a public area owned by the City of Seinäjoki in front of their commercial premises during the summer season (1 April-30 September) without a separate permit, provided that they comply with the rules and requirements

of these guidelines. The City reserves the right to change the dates of the summer season if the weather and road conditions so require, in order to ensure proper maintenance of public areas. Outside the summer season, i.e. during the winter season, furniture or structures may not be stored in the area. The public area must be released for winter maintenance, unless the terrace is intended for year-round use, which always requires a **separate agreement** with the City.

If the planned terrace area is located on a private plot instead of the City's public area, you must agree on the establishment and use of the terrace with the landowner or plot holder. Even in these cases, you must comply with the guidelines and requirements for the terrace.

## 2. General requirements for terraces

The following sections describe the requirements and rules set for terraces in more detail. A terrace that deviates from the guidelines must always be approved by the City, and the deviation must be agreed on with the City.



## 2.1 Terrace size and accessibility

The location of the premises in the urban structure affects the size of the terrace. The terrace area may take up to half of the free width of the pedestrian space. However, the width of the free pedestrian space on a pavement must always be at least 150 cm (Example A), and at least 200 cm on a cycling lane (Example B). Height-wise, the clearance must always be at least 220 cm. Length-wise, the terrace area must be limited to the front of the premises used by the café or restaurant.

The width of the terraces bordering the Central Square and Market Square must always be agreed on with the city's development company, Into Seinäjoki; see Section 3, Contact information.

The maximum permissible width of a terrace placed along a pedestrian street is 1/4 of the entire width of the street. The terrace must not interfere with maintenance traffic or other traffic.

The emergency exits, exit signs and rescue routes of the commercial premises must be accessible and meet the official requirements set for them. There must be free space matching at least the width of the exit area from the front of the premises' exterior doors all the way to the street. Plan the furniture so that it is suitable for everyone, including people with reduced mobility. The entrance to the terrace area must be at least 90 cm wide so that the terrace is accessible by wheelchair. Make sure that at least some of the furniture is suitable for wheelchair users in terms of height and depth.



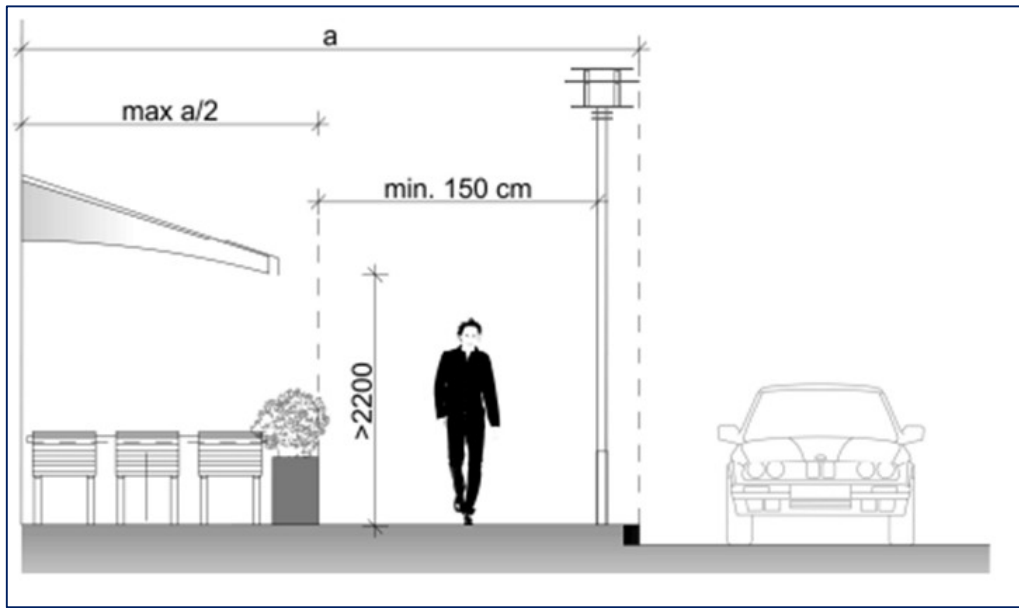


Figure 1, Example A: Terrace area at a pavement. Image: City of Helsinki, HKR Architecture Department.

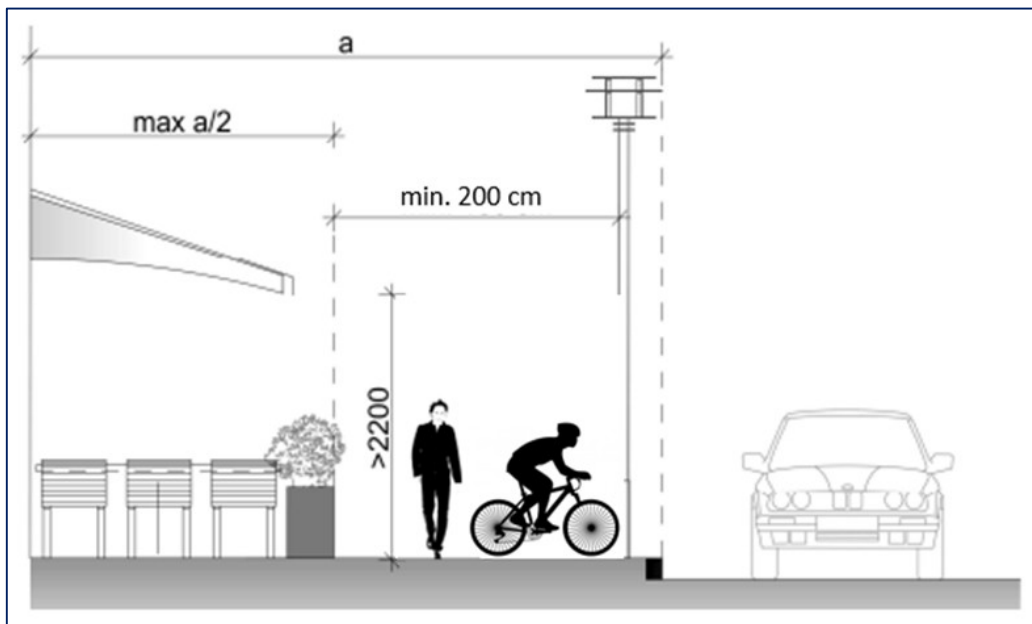


Figure 2, Example B: Terrace area at a cycling lane. Image: City of Helsinki, HKR Architecture Department.



## 2.2 Borders and equipment of the terrace area

A terrace area that functions as an alcohol-serving area must be clearly fenced or marked as required by the Finnish Supervisory Agency. In areas not for serving alcohol, fencing the terrace is voluntary, but it helps to manage transit and prevent the furniture being moved outside the terrace area. The structures used in the fencing must be open, and they must not obstruct visibility in traffic.

The terrace must not prevent access to a device or service in public use, such as a cash machine or vending machine on the wall of the property. Similarly, it must not cause inconvenience to the maintenance or use of municipal engineering equipment. The terrace structures must not prevent access to wells or other electrical/water supply equipment on the street.

You can place furniture, such as tables, chairs, sunshades and other equipment and structures in the terrace area during the restaurant's or café's opening hours. Furniture left overnight on the terrace must be restricted or fastened so that it does not pose a safety risk or interfere with other use of the public area. Ensure that the terrace furniture stays in place in different weather conditions (strong wind, storms, etc.). You can use sunshades or awnings to cover the terrace. Separate canopies/patio roofs or pergolas are not allowed.

A constructed terrace must be implemented carefully and with high standards. When planning the terrace, consider the traffic in the pedestrian and cycle path, and the cityscape in general. The terrace structures must not prevent rainwater flows. Aim to primarily implement the terrace without floor structures. Deviating from this is only allowed in situations where the floor structure is necessary to ensure the safe use, levelness or accessibility of the terrace. However, the maximum floor height may not exceed 200 mm.

## 2.3 Serving of alcohol in the terrace area

An alcohol-serving licence granted to a restaurant does not automatically extend to the terrace area. The terrace must be placed in such a way that the serving of alcohol can be effectively controlled and the alcohol-serving area is clearly defined. Serving alcohol is only permitted in a serving area approved by the Finnish Supervisory Agency.

## 2.4 Advertising and lighting in the terrace area

Product and event advertising related to the restaurant operations is only allowed inside the terrace area (e.g. offers related to food and drink menus and entertainment programme). Do not hang advertising fabrics or banners in the structures used to fence in the terrace area.



Take other lighting in the environment into consideration when lighting the terrace. Do not use lights that interfere with traffic. Candles may only be used if they are protected and positioned so that they do not pose a fire hazard. It is prohibited to place open flames in the terrace area.

## 2.5 Surroundings and maintenance of the terrace area

The operation of the terrace must not cause disturbances in terms of noise, cleanliness or odours in the environment. Sound amplifiers and audio equipment may be used on restaurant and café terraces between 10.00 and 22.00. The audio equipment must be directed so that it causes minimal disturbances in the neighbourhood. Background music must be limited to the terrace area. You should make a sensory assessment that its volume is appropriate. Speakers must be directed towards the inside of the terrace. If you wish to use sound amplifiers and audio equipment outside the permitted time, you must submit a noise notification to the City's Environmental Protection Division; see section 3, Contact information.

Make sure the terrace area is cleaned up. This also applies to waste not from your café or restaurant. All furniture must be intact, clean and well maintained. Rubbish bins, large or small, should be equipped with lids so that the litter in them does not end up in the environment with the wind. On a winter terrace, snow removal and anti-slip treatment must be taken care of.

If smoking is permitted on the terrace, reserve an appropriate container for cigarette ends. Aim to locate smoking areas so that cigarette smoke does not pass from the terrace to the indoor areas of the neighbouring residential and commercial premises or outdoor areas controlled by residential premises, such as balconies or yards. The minimum distance between the smoking area and the fresh air intake and ventilation windows of apartments is 8 metres. Pay attention to the prevention of pest animals (including rats and birds) through functional and structural solutions in your terrace area.

Any waste water generated on the terrace must be collected in a closed container or discharged into a sewer. Do not discharge or empty the water into the ground or the stormwater network. Environmental Healthcare, together with Environmental Protection, ensures that the required hygiene and waste management solutions, etc., are implemented according to regulations and that no odour or noise hazards are caused to the environment.

Make sure that there are enough toilet facilities in relation to customer seats, as the number customer seats on the terrace may increase the overall number of required toilets. The table below provides a reference for planning the appropriate number of toilets. Toilets for persons with disabilities are included in the recommendations in the table. The terrace should provide an accessible route



to an accessible toilet. Plan the furniture so that it is suitable for everyone - even people with reduced mobility.

Number of customer seats (RT-11164)	Women's toilets (number of seats)	Men's toilets (number of seats + urinals)
Less than 25	One common toilet	One common toilet
25-50	1	1
51-100	3	1+1
101-150	4	1+2
151-200	4	2+2
201-250	5	2+3
251-300	5	2+4
301-400	6	3+4
More than 400	On a case-by-case basis	On a case-by-case basis

## 2.6 Construction and disassembly of the terrace area

The construction and disassembly required for terrace activities must take place during the summer season (1 April-30 September). After the summer season, the café or restaurant operator is obliged to remove the structures and equipment in the public area and to restore the area to an appropriate condition. The construction and disassembly must not interfere with traffic or the surrounding activities. The terrace construction and disassembly may require a separate work permit from the City for works in a public area. Before starting work, always verify whether you need a work permit from the City of Seinäjoki Community Development Services; see Section 3, Contact information.

If necessary, the structures must be disassembled and removed from the public area, without compensation, due to construction, maintenance or other



exceptional circumstances related to municipal engineering. The City will inform the café or restaurant operator separately about such situations.

If the terrace does not comply with the guidelines or if terrace maintenance is neglected, the City will notify the operator and give them the opportunity to remedy the situation within a reasonable time. If the terrace operator fails to remedy the negligence within the given timeframe, the City is entitled to restore the terrace area to the intended use specified in the city plan, at the expense of the neglectful party.

## 2.7 Year-round terraces

'Winter terraces,' which are intended for year-round use in a public area, mainly follow the same guidelines as summer terraces. A winter terrace always requires an agreement with the City, and the City will charge rent for the use of the area; see Section 3, Contact information. The structures of a year-round terrace must be able to withstand weather fluctuations and maintenance, and they must not prevent the maintenance of public areas. Snow removal and anti-slip treatment must be appropriately managed in the terrace area. Winter terraces must comply with general fire safety regulations. Pay special attention to the safe attachment, placement and fire safety of any heaters you may use.

## 2.8 Terraces during events in the winter season

Outside the summer season, terraces with lightweight structures are allowed during events organised in the city centre in the winter season. The above-mentioned terraces can be implemented, for example, in connection with a New Year's event. The terraces during the events must comply with the other provisions of these guidelines.

An event refers to a public event organised by the City or another operator that is time-limited, announced in advance, and located in the city centre.

## 2.9 Laws and regulations on terraces

The café or restaurant operator is obliged to monitor the latest laws and regulations and to acquire all official permits required by the activities.

In matters related to terraces, you can contact the persons mentioned in Section 3, Contact information.



1.7.2026

### 3. Contact information

#### **Renting of areas**

Tuukka Honkaniemi  
Land Use Engineer, commercial plots  
+358 40 620 9249  
[tuukka.honkaniemi@seinajoki.fi](mailto:tuukka.honkaniemi@seinajoki.fi)

#### **City of Seinäjoki Building Control**

Terrace facade and structures  
[rakennusvalvonta@seinajoki.fi](mailto:rakennusvalvonta@seinajoki.fi)

#### **Work permit for works in a public area**

Olli Keisala  
Civil Works Supervisor  
+358 40 353 8288  
[olli.keisala@seinajoki.fi](mailto:olli.keisala@seinajoki.fi)  
Electronic permit service: [City of Seinäjoki electronic permit service](#)

#### **City of Seinäjoki Environmental Protection**

Noise notification  
[ymparisto@seinajoki.fi](mailto:ymparisto@seinajoki.fi)  
Electronic permit service: [City of Seinäjoki electronic permit service](#)

#### **Into Seinäjoki**

Johanna Rintamäki  
Specialist  
+358 40 592 7518  
[johanna.rintamaki@intoseinajoki.fi](mailto:johanna.rintamaki@intoseinajoki.fi)



